

YX3系列三相异步电动机 YX3 Series Three-phase Induction Motors

YX3 系列高效率三相异步电动机是全封闭自扇冷式鼠笼型转子三相异步电动机，具有高效、节能、设计新颖、造型美观、噪声低、高转矩、振动小、结构紧凑、可靠性高等特点，其功率等级及安装尺寸完全符合 IEC 标准。













YX3 系列高效率三相异步电动机是为了建设节约型社会而开发的一种高效节能电动机，其效率完全符合 GB1863 《中小型三相异步电动机能效限定值及能效等级》中能效的规定，绝缘等级采用 F 级结构，且全系列温升按 B 级考核，从而大大提高了安全可靠。

YX3 系列高效率三相异步电动机额定电压为 380V，额定频率为 50Hz，防护等级为 IP55，冷却方式为 IC411，连续工作制（S1），具有多种安装形式，可广泛应用于驱动无特殊性能要求的各种机械设备，如机床、水泵、风机、压缩机、运输机、搅拌机、农业机械、冶金机械、矿山机械等。

YX3 series high efficiency three-phase asynchronous motor is totally enclosed with self-cooling type cage rotor. They have such characteristics as high efficiency, energy saving, novel design, beautiful shape, low noise, high torque, small vibration, compact structure, high reliability etc. The power rating and installation size are in full accordance with IEC standard.

YX3 series high efficiency three-phase asynchronous motor is high efficiency and energy saving which is to build a conservation-oriented society.

机座号	YX3-80	YX3-90	YX3-100	YX3-112	YX2-132	YX2-160-2	YX3-160-4.6.8	YX3-180-2	YX3-180-4.6.8	YX3-112	YX3-200-4.6.8
轴承前/后	6204/6204	6205/6205	6206/6206	6206/6206	6208/6208	6209/6209	6309/6209	6211/6211	6311/6211	6212/6212	6312/6312
机座号	YX3-225-2	YX3-225-4.6.8	YX3-250-2	YX3-250-4.6.8	YX3-280-2	YX3-250-4.6.8	YX3-315-2	YX3-315-4.6.8	YX3-355-2	YX3-355-4.6.8	
轴承前/后	6312/6312	6313/6312	6313/6313	6314/6313	6314/6314	6317/6314	6317/6317	N319/6319	6319/6319	N322/6322	

示意图 Digram												
安装型式 Mounting	B3	B5	B35	V1	V3	V5	V6	B6	B7	B8	V15	V36
机座号 Frame size	H80-355	H80-280	H80-355	H80-355	H80-160							



YX3 系列三相异步电动机
YX3 Series Three-phase Induction Motors

性能参数 Performance data									
型号 type	功率 power	额定电流 rated current	转速 rated speed	效率 eff	功率因数 power factor	堵转转矩 locked rotor torque	堵转电流 locked rotor current	最大转矩 break down torque	重量 weight
	KW	A	r/min	%	cos φ	Ms/Mn	Is/In	Mk/Mn	kg
2 极 (pole) 同步转速 (synchronous speed) 3000r/min									
80M1	0.75	1.8	2845	77.4	0.83	2.3	6.8	2.3	18
80M2	1.1	2.5	2845	79.6	0.83		7.3		20
90S	1.5	3.3	2840	81.3	0.84		7.6		23.5
90L	2.2	4.7	2840	83.2	0.85		7.8		28.5
100L	3	6.1	2860	84.6	0.87		8.1		38
112M	4	8.0	2880	85.8	0.88		8.3		49
132S1	5.5	10.9	2900	87.0	0.88	2.2	8.0	70	
132S2	7.5	14.8	2900	88.1	0.89		7.8	80	
160M1	11	21.0	2930	89.4	0.89		7.9	121	
160M2	15	28.3	2930	90.3	0.89		8.0	132	
160L	18.5	34.3	2930	90.9	0.89		8.1	138	
180M	22	40.6	2940	91.3	0.89		8.2	205	
200L1	30	55.0	2950	92.0	0.89		7.5	240	
200L2	37	67.6	2950	92.5	0.89		7.5	257	
225M	45	81.8	2960	92.9	0.89		7.6	310	
250M	55	99.7	2965	93.2	0.89		7.6	386	
280S	75	135.0	2970	93.8	0.89	6.9	505		
280M	90	159.7	2970	94.1	0.89	7.0	555		
315S	110	194.8	2975	94.3	0.90	7.1	2.2	921	
315M	132	233.0	2975	94.6	0.90	7.1		959	
315L1	160	278.7	2975	94.8	0.91	7.1		1088	
315L2	200	347.7	2975	95.0	0.91	7.1		1162	
355M	250	434.6	2980	95.0	0.91	7.1		1316	
355L	315	547.6	2980	95.0	0.91	7.1		1606	
4 极 (pole) 同步转速 (synchronous speed) 1500r/min									
80M1	0.55	—	1390	—	0.75	2.3	6.3	2.3	—
80M2	0.75	1.9	1390	79.6	0.75		6.5		18.5
90S	1.1	2.7	1390	81.4	0.75		6.6		24
90L	1.5	3.5	1390	82.8	0.75		6.9		29.5
100L1	2.2	4.9	1410	84.3	0.81		7.5		39.5
100L2	3	6.5	1410	85.5	0.82		7.6		43.5
112M	4	8.5	1440	86.6	0.82	7.7	52		
132S	5.5	11.5	1440	87.7	0.82	2.0	7.5	70	
132M	7.5	15.3	1440	88.7	0.83		7.4	78	
160M	11	22.2	1460	89.8	0.85	2.2	7.5	122	
160L	15	29.6	1460	90.6	0.86		7.5	139	
180M	18.5	35.9	1470	91.2	0.86		7.7	170	
180L	22	42.5	1470	91.6	0.86		7.8	193	
200L	30	57.4	1470	92.3	0.86		7.2	256	

YX3 系列三相异步电动机
YX3 Series Three-phase Induction Motors



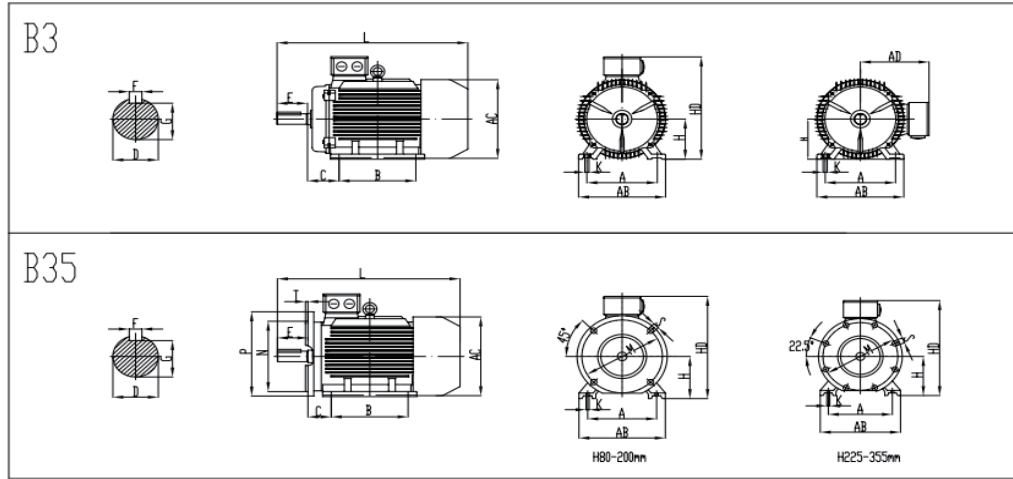
性能参数 Performance data									
型号 type	功率 power	额定电流 rated current	转速 rated speed	效率 eff	功率因数 power factor	堵转转矩 locked rotor torque	堵转电流 locked rotor current	最大转矩 break down torque	重量 weight
	KW	A	r/min	%	cos φ	Ms/Mn	Is/In	Mk/Mn	kg
225S	37	69.7	1475	92.7	0.86	2.2	7.3	2.3	208
225M	45	84.4	1475	93.1	0.86		7.4		337
250M	55	102.8	1480	93.5	0.86		7.4		490
280S	75	139.4	1480	94.0	0.88		6.7		581
280M	90	166.9	1480	94.2	0.88		6.9		643
315S	110	201.0	1480	94.5	0.88		6.9	2.2	1001
315M	132	240.7	1480	94.7	0.88		6.9		1050
315L1	160	287.8	1480	94.9	0.89		6.9		1696
315L2	200	359.0	1480	95.1	0.89		6.9		1780
355M	250	443.8	1490	95.1	0.90		6.9		1943
355L	315	559.2	1490	95.1	0.90		6.9		2137
6 极 (pole) 同步转速 (synchronous speed) 1000r/min									
90S	0.75	2.1	910	75.9	0.72	2.1	5.8	2.1	23
90L	1.1	2.9	910	78.1	0.73		5.9		28.5
100L	1.5	3.8	920	79.8	0.74		6.0		37.5
112M	2.2	5.4	935	81.8	0.74		6.0		48
132S	3	7.2	960	83.3	0.74	2.0	6.2		65
132M1	4	9.5	960	84.6	0.74		6.8		73
132M2	5.5	12.7	960	86.0	0.75	7.1	82		
160M	7.5	17.0	970	87.2	0.78	2.1	6.7		113
160L	11	24.1	970	88.7	0.79		6.9		134
180L	15	31.3	970	89.7	0.81	2.0	7.2		178
200L1	18.5	38.4	980	90.4	0.81	2.1	7.2	226	
200L2	22	44.3	980	90.9	0.82		7.3	243	
225M	30	59.2	980	91.7	0.81	2.0	7.1	294	
250M	37	70.9	980	92.2	0.84	2.1	7.1	369	
250S	45	85.8	980	92.7	0.86		7.2	513	
280M	55	104.4	980	93.1	0.86		7.2	661	
315S	75	141.4	985	93.7	0.85	2.0	6.7	856	
315M	90	169.1	985	94.0	0.84		6.7	973	
315L1	110	206.0	985	94.3	0.85		6.7	1029	
315L2	132	243.7	985	94.6	0.86		6.7	1122	
355M1	160	291.5	990	94.8	0.87		6.7	1638	
355M2	200	363.5	990	95.0	0.87		6.7	1788	
355L	250	454.3	990	95.0	0.87		6.7	1931	



YX3 系列三相异步电动机

YX3 Series Three-phase Induction Motors

外形及安装尺寸

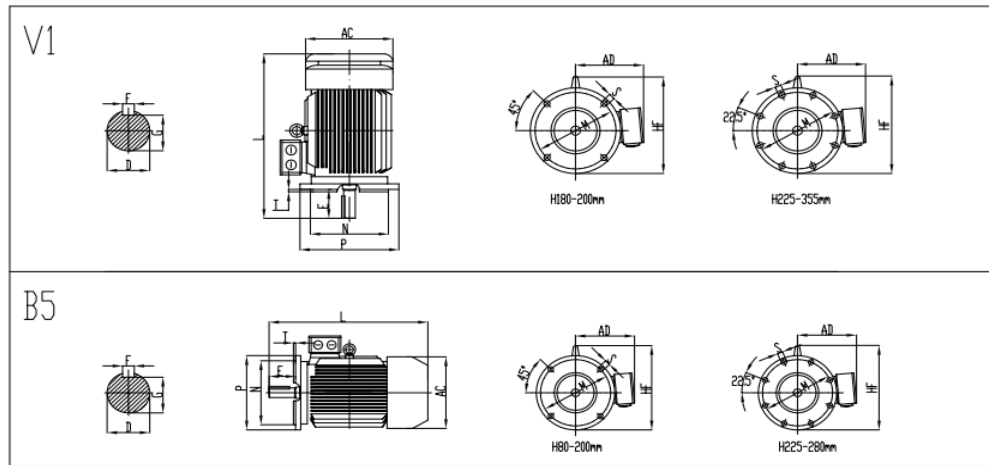


机座号 frame	极数 pole	B3 B35 基本尺寸 including the dimensions of other mountings types														B35 特殊尺寸 specified dimensions				
		A	B	C	D	E	F	G	L	H	K	AB	AC	AD	HD	M	N	P	S	T
80M	2.4.6	125	100	50	19	40	6	15.5	305	80	10	165	175	145	220	165	130	200	4-φ12	3.5
90S		140		56	24	50	8	20.0	360	90		180	195	165	260					
90L		125	140	63	28	60		24.0	435	100	12	205	215	180	270	215	180	250	4-φ14.5	4
100L		160					70					80	10	33.0	510					
112M		190	178	89	38	80	10	37.0	670	160	14.5	320	330	255	420	300	250	350	300	400
132S		216																		
132M		178	254	108	42	110	12	37.0	700	180	18.5	395	420	305	505	350	300	400	8-φ18.5	5
160M		254																		
160L		254	279	121	48	110	14	42.5	740	180	24	490	510	370	615	500	450	550	8-φ18.5	5
180M		279																		
180L	279	318	305	133	55	16	49.0	790	200	18.5	395	420	305	505	350	300	400	8-φ18.5	5	
200L	318																			60
225S	4	356	286	149	60	140	18	53.0	830	225	435	470	335	560	400	350	450	8-φ18.5	5	
225M	2																			311
225L	4.6	406	349	168	60	140	18	53.0	830	225	435	470	335	560	400	350	450	8-φ18.5	5	
250M	2																			311
250L	4.6	457	368	190	65	140	18	58.0	915	250	490	510	370	615	500	450	550	8-φ18.5	5	
280S	2																			311
280L	4.6	457	368	190	65	140	18	58.0	915	250	490	510	370	615	500	450	550	8-φ18.5	5	
280M	2																			311
280L	4.6	508	419	216	65	140	18	58.0	1035	280	550	580	410	680	500	450	550	8-φ18.5	5	
315S	2																			311
315L	4.6	508	419	216	65	140	18	58.0	1035	280	550	580	410	680	500	450	550	8-φ18.5	5	
315M	2																			311
315L	4.6	508	419	216	65	140	18	58.0	1035	280	550	580	410	680	500	450	550	8-φ18.5	5	
315M	2																			311
315L	4.6	508	419	216	65	140	18	58.0	1035	280	550	580	410	680	500	450	550	8-φ18.5	5	
315M	2																			311
315L	4.6	508	419	216	65	140	18	58.0	1035	280	550	580	410	680	500	450	550	8-φ18.5	5	
315M	2																			311
315L	4.6	508	419	216	65	140	18	58.0	1035	280	550	580	410	680	500	450	550	8-φ18.5	5	
315M	2																			311
315L	4.6	508	419	216	65	140	18	58.0	1035	280	550	580	410	680	500	450	550	8-φ18.5	5	
315M	2																			311
315L	4.6	508	419	216	65	140	18	58.0	1035	280	550	580	410	680	500	450	550	8-φ18.5	5	
315M	2																			311
315L	4.6	508	419	216	65	140	18	58.0	1035	280	550	580	410	680	500	450	550	8-φ18.5	5	
315M	2																			311
315L	4.6	508	419	216	65	140	18	58.0	1035	280	550	580	410	680	500	450	550	8-φ18.5	5	
315M	2																			311
315L	4.6	508	419	216	65	140	18	58.0	1035	280	550	580	410	680	500	450	550	8-φ18.5	5	
315M	2																			311
315L	4.6	508	419	216	65	140	18	58.0	1035	280	550	580	410	680	500	450	550	8-φ18.5	5	
315M	2																			311
315L	4.6	508	419	216	65	140	18	58.0	1035	280	550	580	410	680	500	450	550	8-φ18.5	5	
315M	2																			311
315L	4.6	508	419	216	65	140	18	58.0	1035	280	550	580	410	680	500	450	550	8-φ18.5	5	
315M	2																			311
315L	4.6	508	419	216	65	140	18	58.0	1035	280	550	580	410	680	500	450	550	8-φ18.5	5	
315M	2																			311
315L	4.6	508	419	216	65	140	18	58.0	1035	280	550	580	410	680	500	450	550	8-φ18.5	5	
315M	2																			311
315L	4.6	508	419	216	65	140	18	58.0	1035	280	550	580	410	680	500	450	550	8-φ18.5	5	
315M	2																			311
315L	4.6	508	419	216	65	140	18	58.0	1035	280	550	580	410	680	500	450	550	8-φ18.5	5	
315M	2																			311
315L	4.6	508	419	216	65	140	18	58.0	1035	280	550	580	410	680	500	450	550	8-φ18.5	5	
315M	2																			311
315L	4.6	508	419	216	65	140	18	58.0	1035	280	550	580	410	680	500	450	550	8-φ18.5	5	
315M	2																			311
315L	4.6	508	419	216	65	140	18	58.0	1035	280	550	580	410	680	500	450	550	8-φ18.5	5	
315M	2																			311
315L	4.6	508	419	216	65	140	18	58.0	1035	280	550	580	410	680	500	450	550	8-φ18.5	5	
315M	2																			311
315L	4.6	508	419	216	65	140	18	58.0	1035	280	550	580	410	680	500	450	550	8-φ18.5	5	
315M	2																			311
31																				

YX3 系列三相异步电动机 YX3 Series Three-phase Induction Motors



外形及安装尺寸



机座号 frame	极数 pole	B5 V1 尺寸 B5 and V1 dimensions										B5 外型尺寸 (Overall Dimensions)		V1 外型尺寸 (Overall Dimensions)															
		D	E	F	G	M	N	P	S	T	凸缘个数	AC	AD	L	HIF	L	HIF												
80M	2.4.6	19	40	6	15.5	165	130	200	φ 12	3.5	4	4	175	145	305														
90S		24	50		20								195	155	360														
90L				8				390																					
100L		28	60		24	215	180	250	φ 14.5	4			215	180	435	245													
112M													240	190	470	265													
132S		38	80	10	33	265	230	300	φ 14.5	4			275	210	510	315													
132M																560													
160M		42		12	37	300	250	350	φ 14.5	4			330	255	670	385													
160L																700													
180M		48	110	14	42.5	300	250	350	φ 14.5	4			380	280	740	430	800	500											
180L													790				850												
200L	55		16	49	350	300	400	φ 18.5	5	420	305	790	480	860	550														
225S	4	60	140	18	53	400	350			450	8	8	8	470	335	830	535	920	610										
225M	2	55	110	16	49															825		915	610						
	4.6	60			53												855		945										
250M	2			18	58	500	450			550				φ 24	6	6	510	370	915	595	1020	650							
	4.6	65			58																								
280S	2		140			500	450			550							φ 24	6	6	580	410	985	650	1110	720				
	4.6	75			20																	67.5							
280M	2	65		18	58	500	450			550										φ 24	6	6	580	410	1035	650	1150	720	
	4.6	75		20	67.5																								
315S	2	65		18	58	600	550	660	φ 24	6													6	645	530			1300	900
	4.6	80	170	22	71																								
315M	2	65	140	18	58	600	550	660			φ 24	6	6											645	530			1330	900
	4.6	80	170	22	71																								
315L	2	65	140	18	58	600	550	660						φ 24	6	6								645	530			1330	900
	4.6	80	170	22	71																								
355M	2	75	140	20	67.5	740	680	800									φ 24	6	6					710	655			1640	1010
	4.6	95	170	25	86																								
355L		75	140	20	67.5	740	680	800												φ 24	6	6		710	655			1640	1010
		95	170	25	86																								